


# Model 60

## POS Cash Drawer



### **Best Value POS Cash Drawer**

SAM4s, a leading manufacturer of ECRs, POS terminals and printers, produces the reliable Model 60 cash drawer. Card slips and other media can be inserted through the media slots without opening the cash drawer. Use the optional locking insert cover to transfer cash and media when employees begin and end their work shifts. This POS cash drawer is designed to be driven by the POS printer or POS terminal using a standard RJ connection and is available in a 12V or 24V configuration.

- Engineered for Exceptional Reliability
- Metal Housing, Drawer and Base
- Steel Side Rails with Heavy Duty Nylon Rollers
- Media Slots Lead to a Large Storage Area Under the Insert Tray
- Removable Insert and Adjustable Coin Dividers
- Wide Bill Compartments Accommodate Foreign Currencies
- Hardened Steel Wire Bill Weights



Accommodates  
U.S., Canadian and  
Other Currencies


# Model 60 POS Cash Drawer




**Large Storage Area Under the Insert**



**Optional Release Lever Cover Prevents Access to Manual Release**



**Optional Locking Lid Available to Transfer Cash and Media**



**Heavy Duty 2-Stage Latch Mechanism**

## Features

- Two 4" Beveled Media Slots
- Large Storage Area Under the Till
- Hardened Steel Wire Bill Weights
- Drawer Compulsion Switch
- 3-Position / 4-Function Lock
- Metal Housing, Drawer and Base
- Durable Black Powder Coat Finish
- Heavy Duty 2-Stage Latch
- Heavy Duty Nylon Rollers

## Options and Upgrades

- 5 Bill / 5 or 6 Coin Replacement Insert
- Locking Lid Available For Insert
- Emergency Release Lever Cover – Prevents Access to Manual Release
- Universal Under Counter Mounting Brackets

## Specifications

<b>Cabinet Color:</b>	Black Powder Coat Finish
<b>Bill / Coin Compartments:</b>	5 Bill / Up to 6 Coin with Adjustable Coin Dividers
<b>3-Position / 4-Function Drawer Lock:</b>	Electronic Release, Manual Release, Lock-Close, Lock-Open
<b>Beveled Media Slots:</b>	Two – 4" Long
<b>Drawer Compulsion:</b>	Yes
<b>Cable / Connector:</b>	54" Cable / RJ12 Connector
<b>Printer Interface Pin-Out Assign.:</b>	SAM4s Ellix / SNBC / Bixolon / Epson / Citizen and POS Terminals
<b>Solenoid Voltage:</b>	Choice of 12V or 24V DC
<b>Dimensions –</b>	
<b>Drawer:</b>	16-1/2"W x 4-3/8"H x 15-3/4"D
<b>Insert:</b>	14-13/16"W x 2-1/4"H x 11-1/2"D
<b>Shipping Carton:</b>	19"W x 6-1/4"H x 18-1/4"D
<b>Shipping Weight:</b>	16.2 lbs.

